



BEREKUSO HOUSEHOLD SURVEY

2014 TO 2020

Mrs Rebecca Awuah
Dr Sena Agbodjah
Dr Dennis Boahene Osei
Mr Eric Acheampong



WHY THE BEREKUSO HOUSEHOLD SURVEY?



1. Changes in Berekuso over time: household infrastructure, migration, and livelihoods
2. Impacts of Ashesi University
3. Issues of concern to the community

PROJECT JOURNEY

2014 pilot survey

2017 paper-based survey

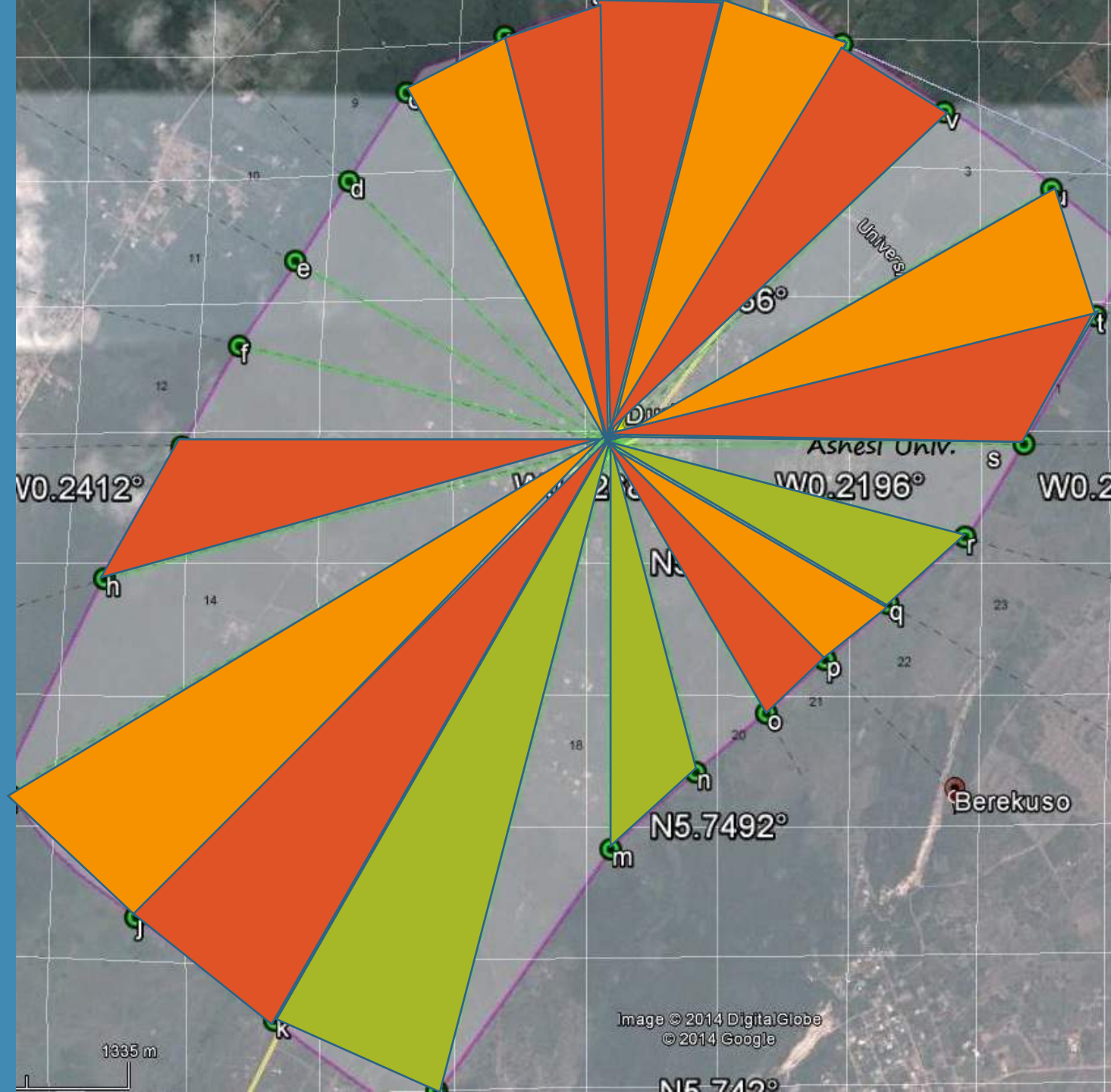
2019 community input

2020 e-survey

2022 analysis & dissemination

2023 community input

2023 e-survey





1. CHANGES OVER TIME


- Household infrastructure (ECG, potable water, sanitation)
- Reasons households migrate to Berekuso
- Incomes, occupations, and employment
- Level of education



HOUSEHOLD INFRASTRUCTURE

- **85% of dwellings connected to ECG**
- **Most common sources of potable water:**

	2017	2020
Sachet water	59%	63%
Community borehole	65%	45%
Private borehole	5%	30%
- **Other sources of potable water include:**
Rainwater collection, well, stream, trucked, and piped water



2017: 59%
2020: 63%



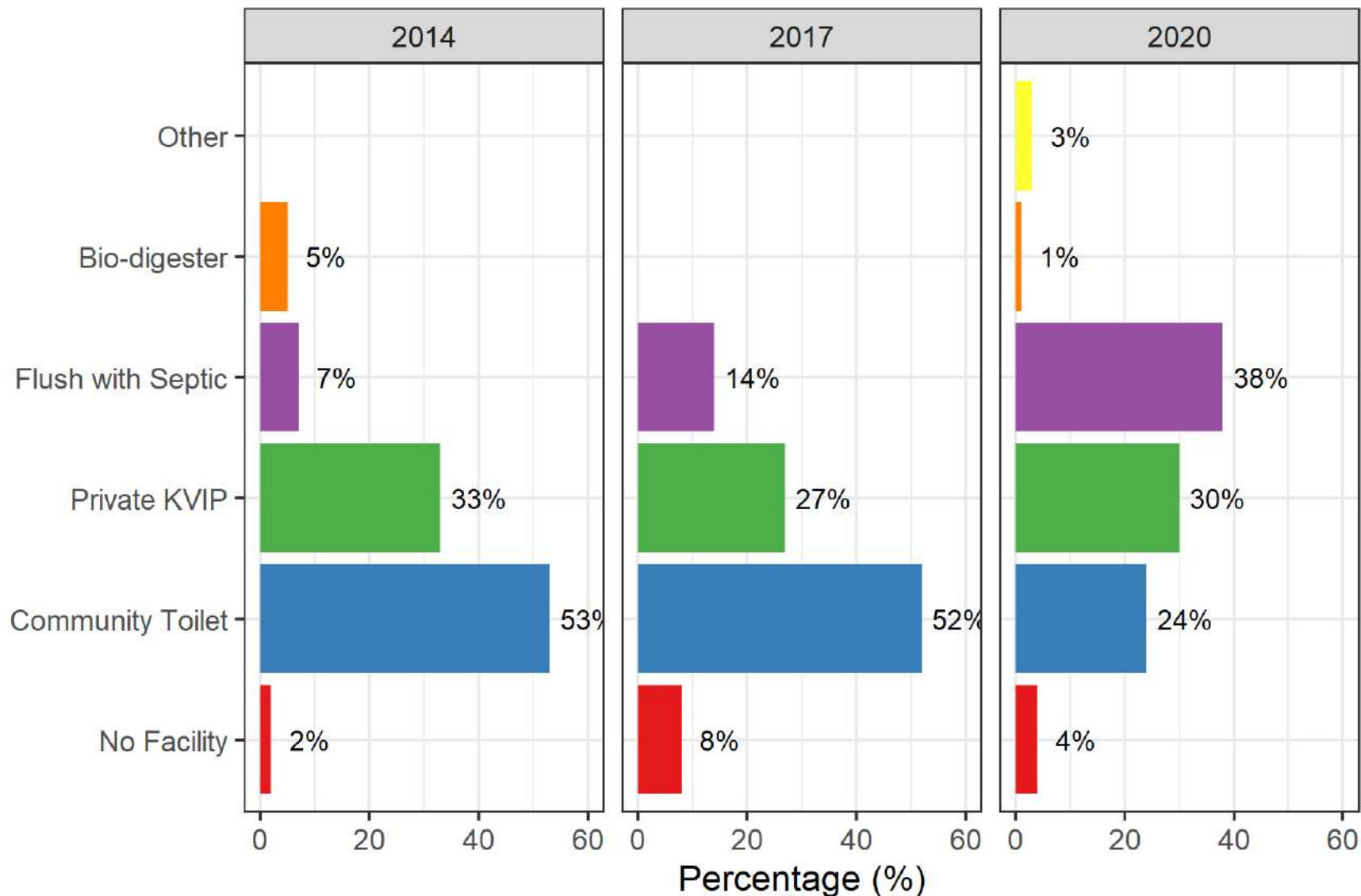
HOUSEHOLD WASTE DISPOSAL

- Households dispose of waste in multiple ways. The most common in 2020 include:
 - Burning: 40.5%
 - Dumpsite: 38.9%
 - Community bins: 23%
- Other forms of waste disposal include:
 - Burying of waste, informal dumping, private collection, and recycling (less than 1%)



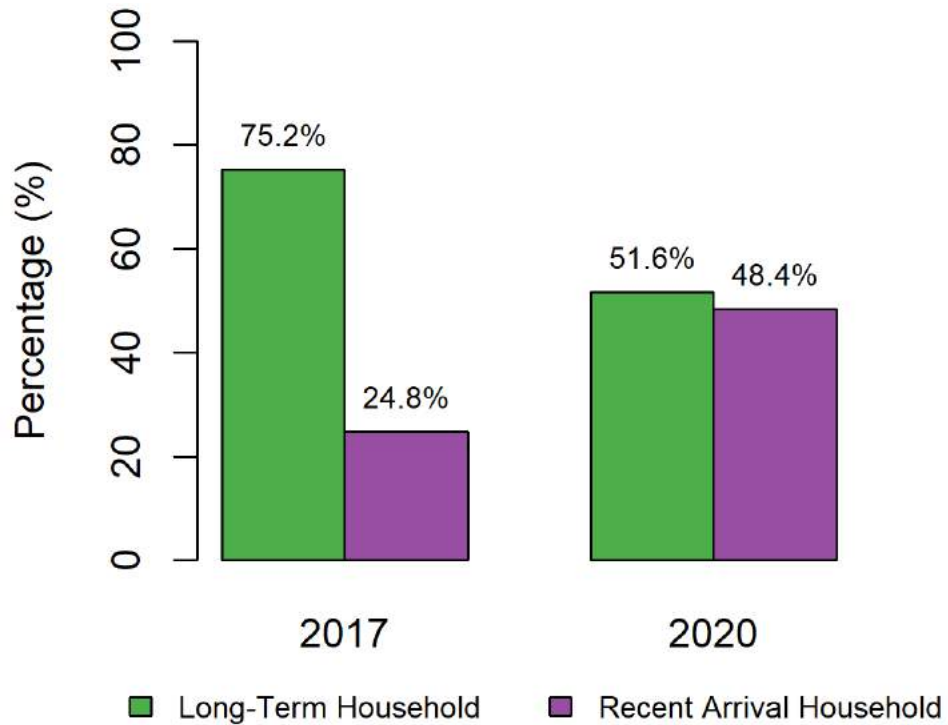
TOILET FACILITY

- Less than 10% of dwellings have no toilet facility.
- Ashesi University supported the construction of 14 biodigester toilets for the Berekuso basic school in 2017.





MIGRATION TO BEREKUSO



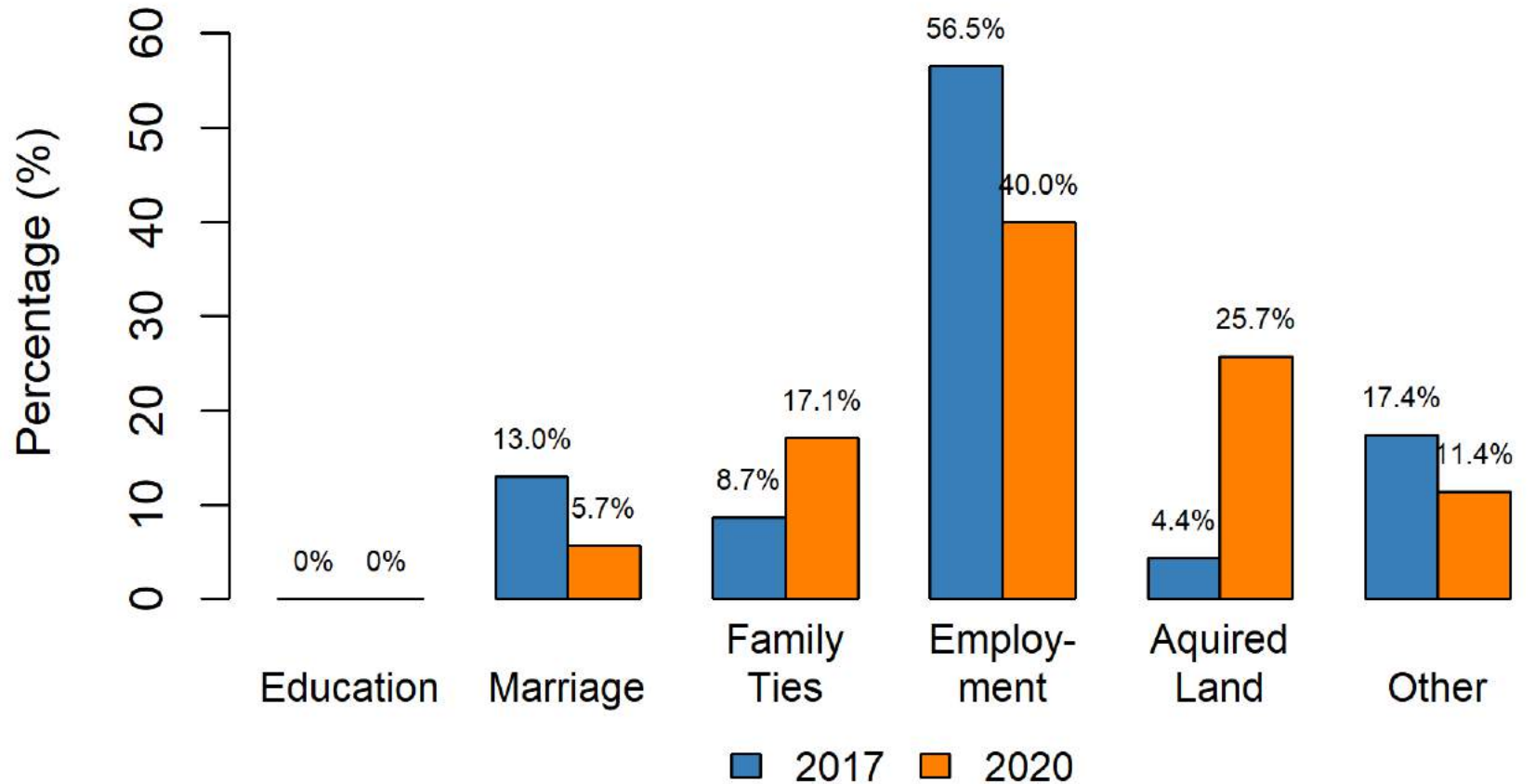
Most cited reasons:

- Employment
- Acquiring land
- Marriage & family ties



MIGRATION TO BEREKUSO IN THE PREVIOUS THREE YEARS

- Graph shows the reason given by household heads who migrated within the previous three years.
- Multi-select question.
- Employment is the reason given most often.
- There was a large increasing acquiring land as a reason between 2017 in 2020.





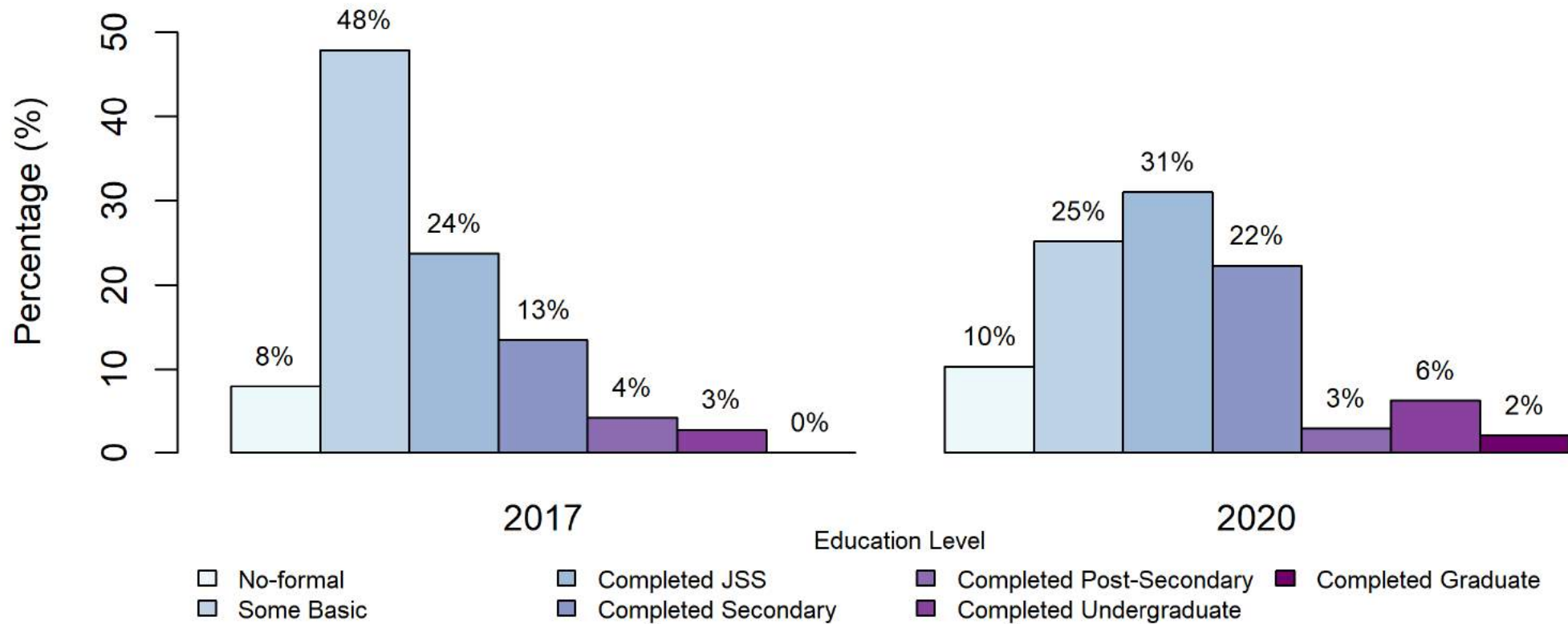
EDUCATION LEVEL OF ADULTS

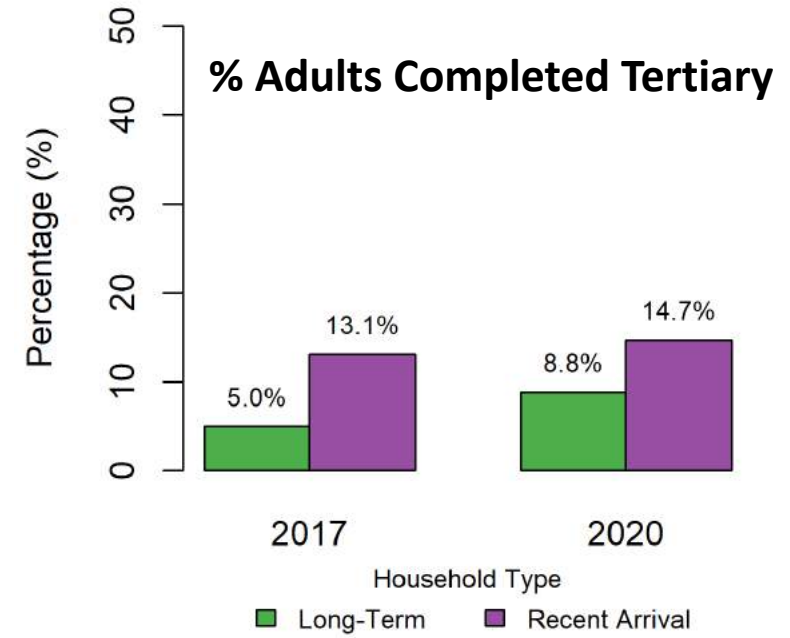
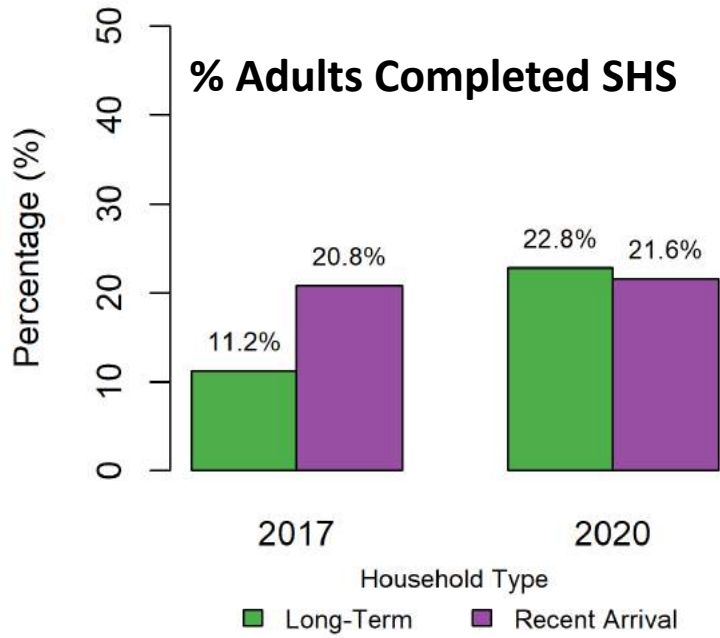
	2017	2020
No Formal/Some Basic	56%	35%
Completed JSS	24%	31%
Secondary School Leaver	13%	22%
Post-Secondary	7%	11%
Apprenticeship	35.1%	37.3%





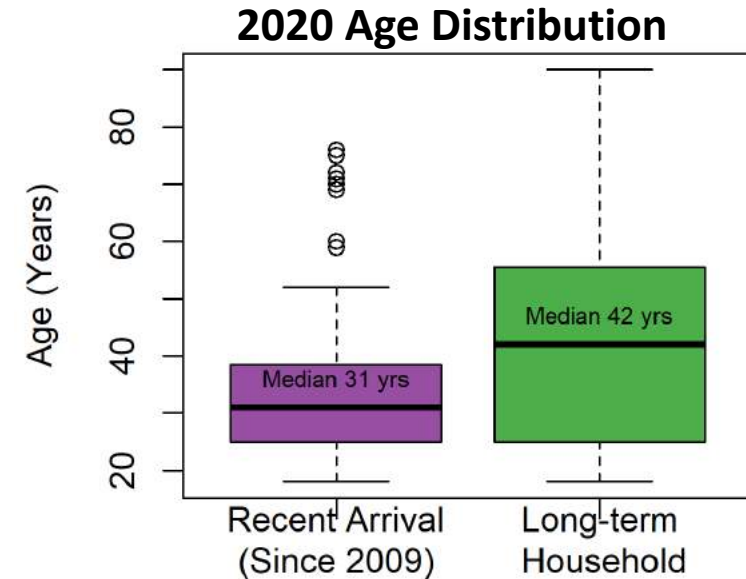
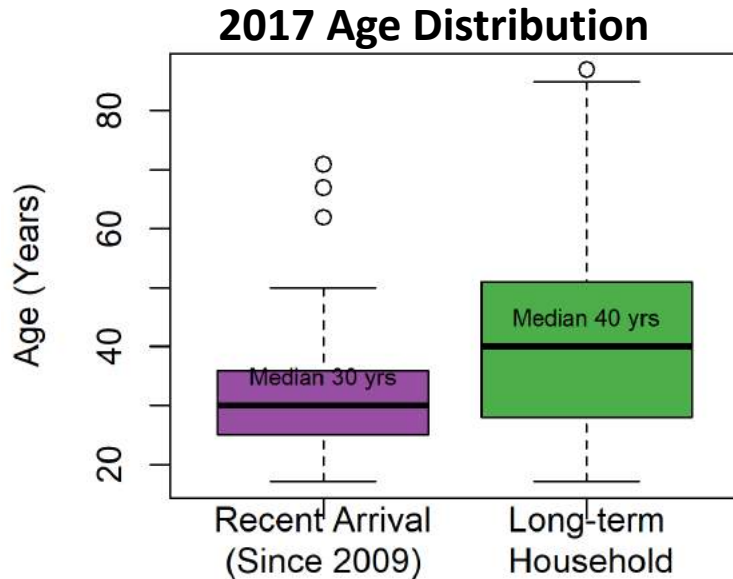
EDUCATION PROFILE – ALL ADULTS





Adults residing in recent arrival households have:

- Similar SHS completion in 2020
- Higher tertiary completion
- Lower median age by about 10 years





2020 SOURCES OF HOUSEHOLD INCOME

Many households rely on multiple sources of income:

- Self-employment income = 46.4%
- Wage employment income = 38.4%
- Remittances = 19.2%
- Farming income = 15.2%
- Rents = 3.2%
- Pension < 1%

65% of households engage in farming:

- 42% farm for household consumption
- Remaining 58% sell some or all of what they grow





COMMON OCCUPATIONS 2020



1. Trader (33.1% / 25.0%)
2. Farmer (11.7% / 6.1%)
3. Mason (9.7% / 7.2%)

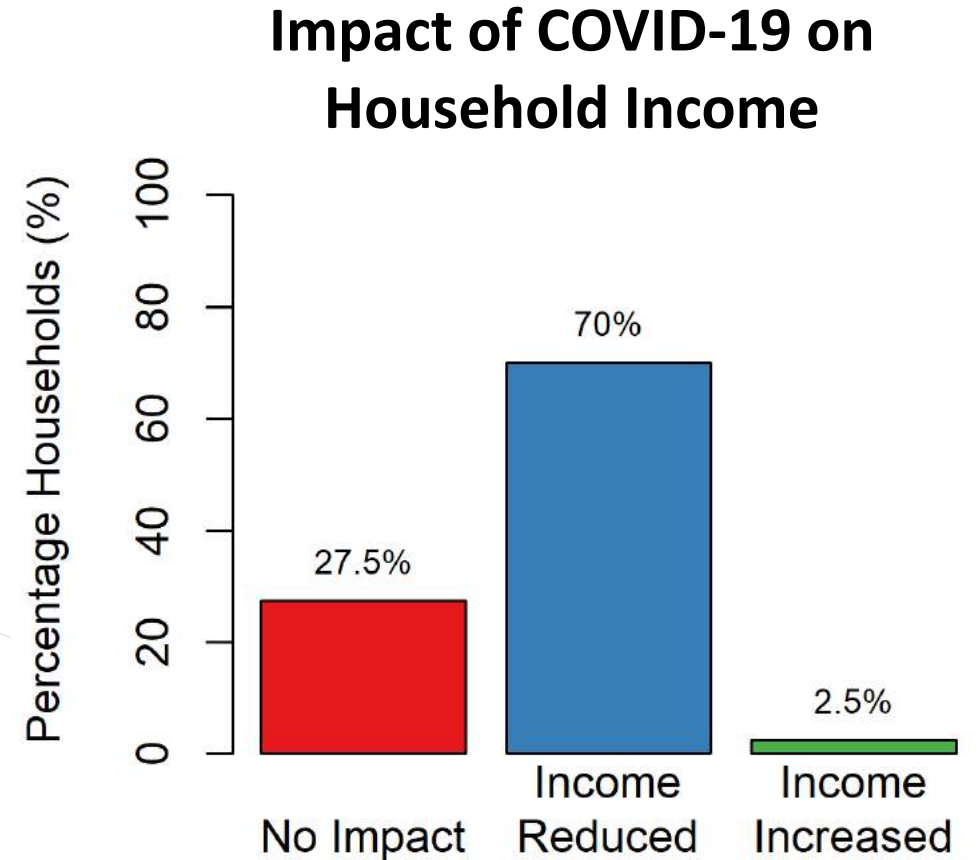
Electrical, food vendor/caterer, beautician, tailor/seamstress, teacher, driver, cleaner, events, plumbing, welding, car repair, carpentry, landscaper

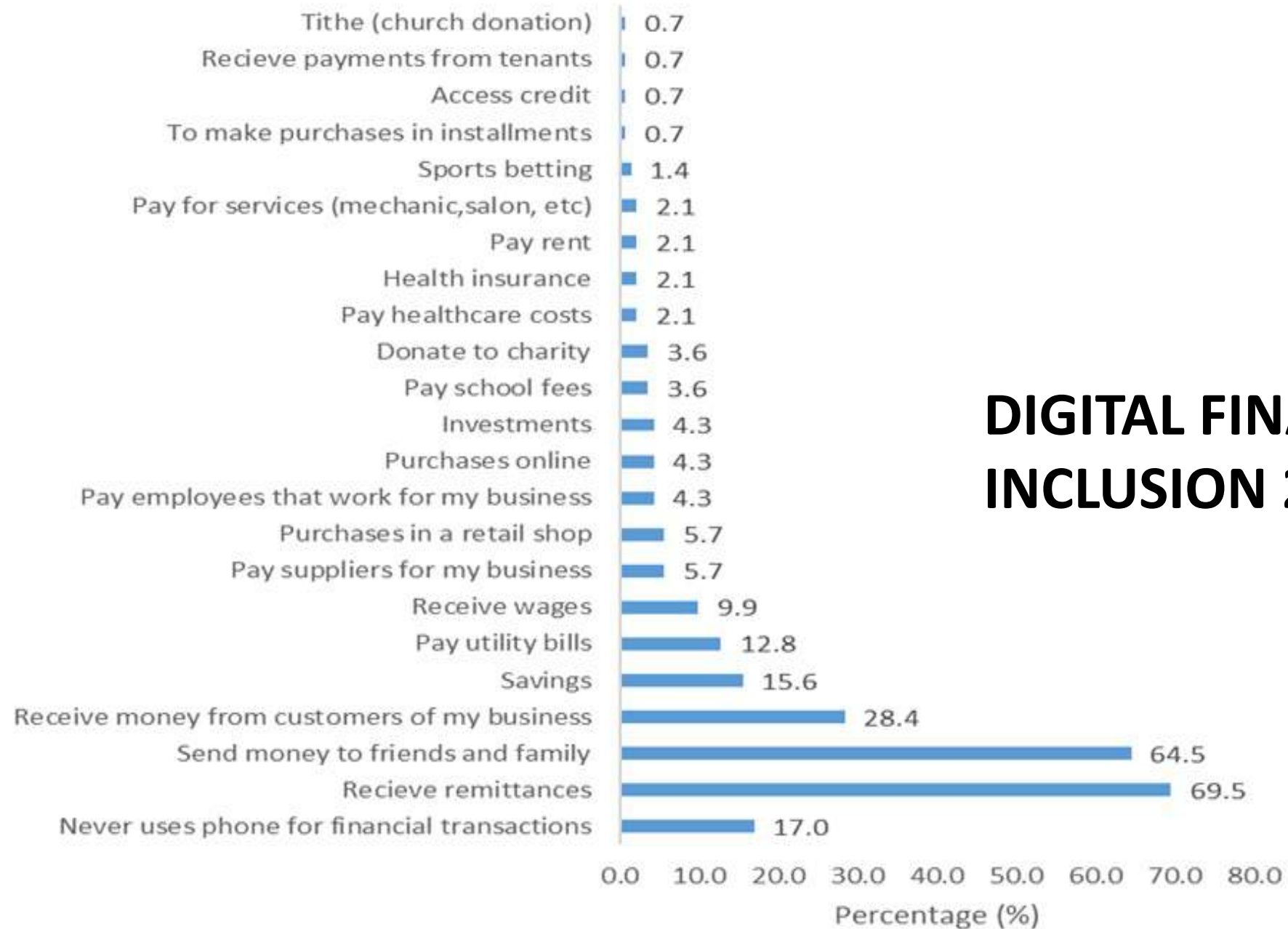




ADULT EMPLOYMENT AND IMPACT OF COVID-19

	Percentage Employed	
	2017	2020
18 to 35 years	56.9%	52.8%
36 to 55 years	88.0%	84.8%
Earns wages	57.1%	35.5%





DIGITAL FINANCIAL INCLUSION 2020



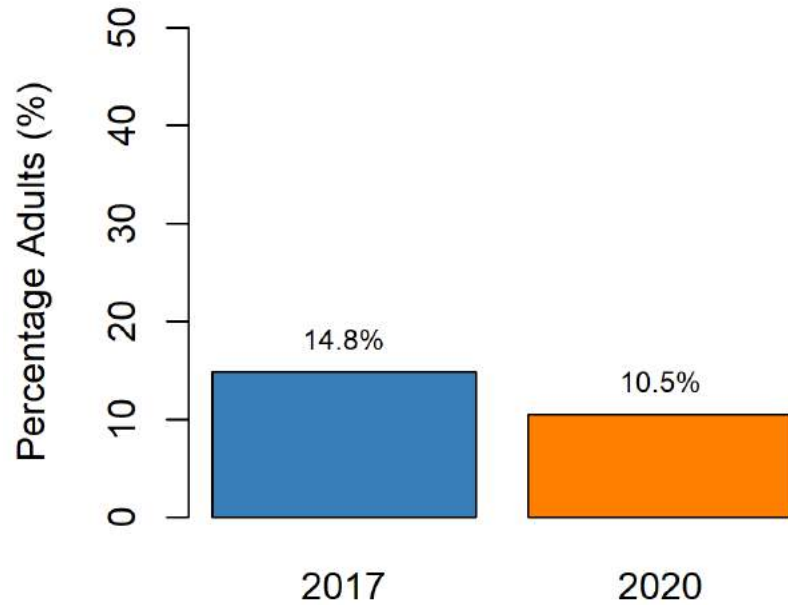
2. IMPACT OF ASHESI UNIVERSITY

- Employment at Ashesi University or contractors of Ashesi University
- Businesses offering products of services to Ashesi University students, staff or workers
- Views on the impacts of Ashesi University



EMPLOYMENT THROUGH ASHESI UNIVERSITY

Percentage of Adults (18 to 60 years)
Employed by Ashesi Univ. or
Contractors of Ashesi Univ.





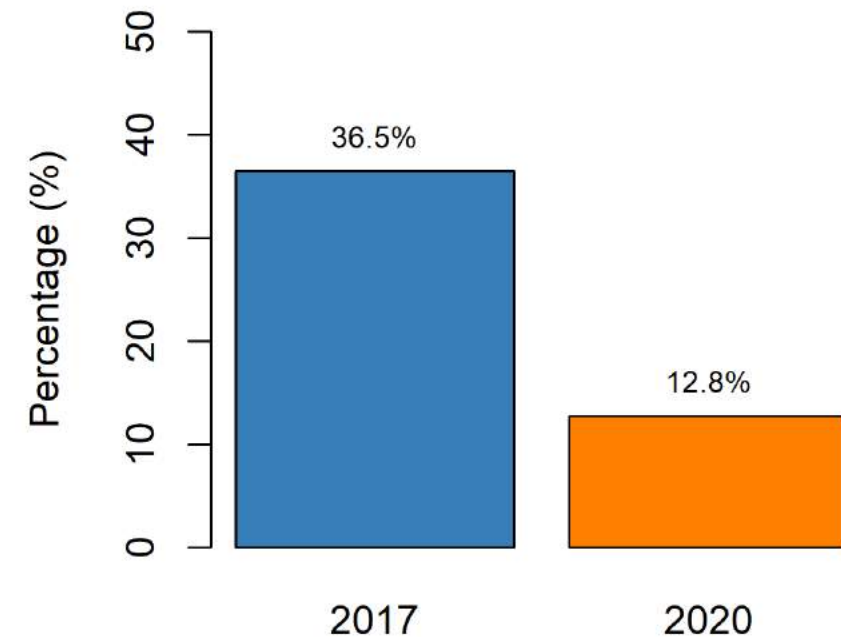
BUSINESS SERVING ASHESI UNIVERSITY COMMUNITY

“Does your business provide products or services to Ashesi Univ. students, staff, or workers?”

Most frequently cited products and services in 2020:

- Foodstuffs (22%)
- Construction (12%)
- Groceries (10%)
- Transportation (10%)
- Car repairs (8%)

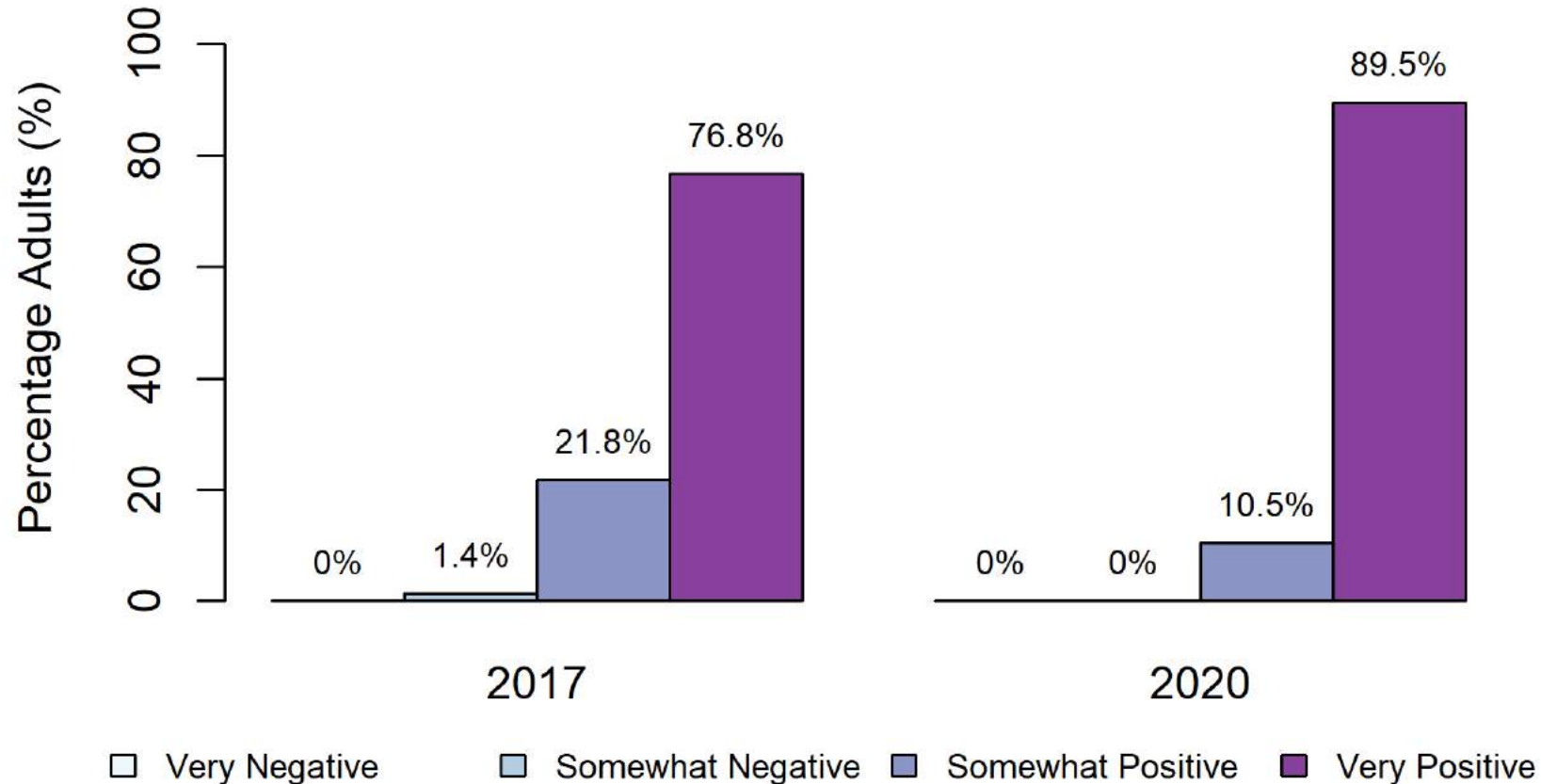
Plumbing, carpentry, lottery, phones and computers, spare parts, hairdressing, hostel services, IT services, landscaping, pedicure, sewing





PERCEPTION OF ASHESI UNIVERSITY

“How would you rate the impact of Ashesi University on the community?”





ASHESI UNIVERSITY AREAS OF IMPACT

1. **Support to schools and pupils in Berekuso**: Ashesi students teaching in the schools, tutoring and offering extra classes, Ashesi computer labs for ICT education, busses for BECE and field trips, refurbishments, community library, talent show, adult education, book donation, science education, girls education, mentorship, etc.
2. Employment and opportunities for **business**.
3. **Providing scholarships**: ASC scholarships, Ashesi university scholarships, others
4. **“Putting Berekuso on the map”** and bringing modernization, “enlightenment”, and growth to the town,
5. **Sanitation**: cleaning up, dustbins, waste collection, dump site
6. Support to the **clinic**





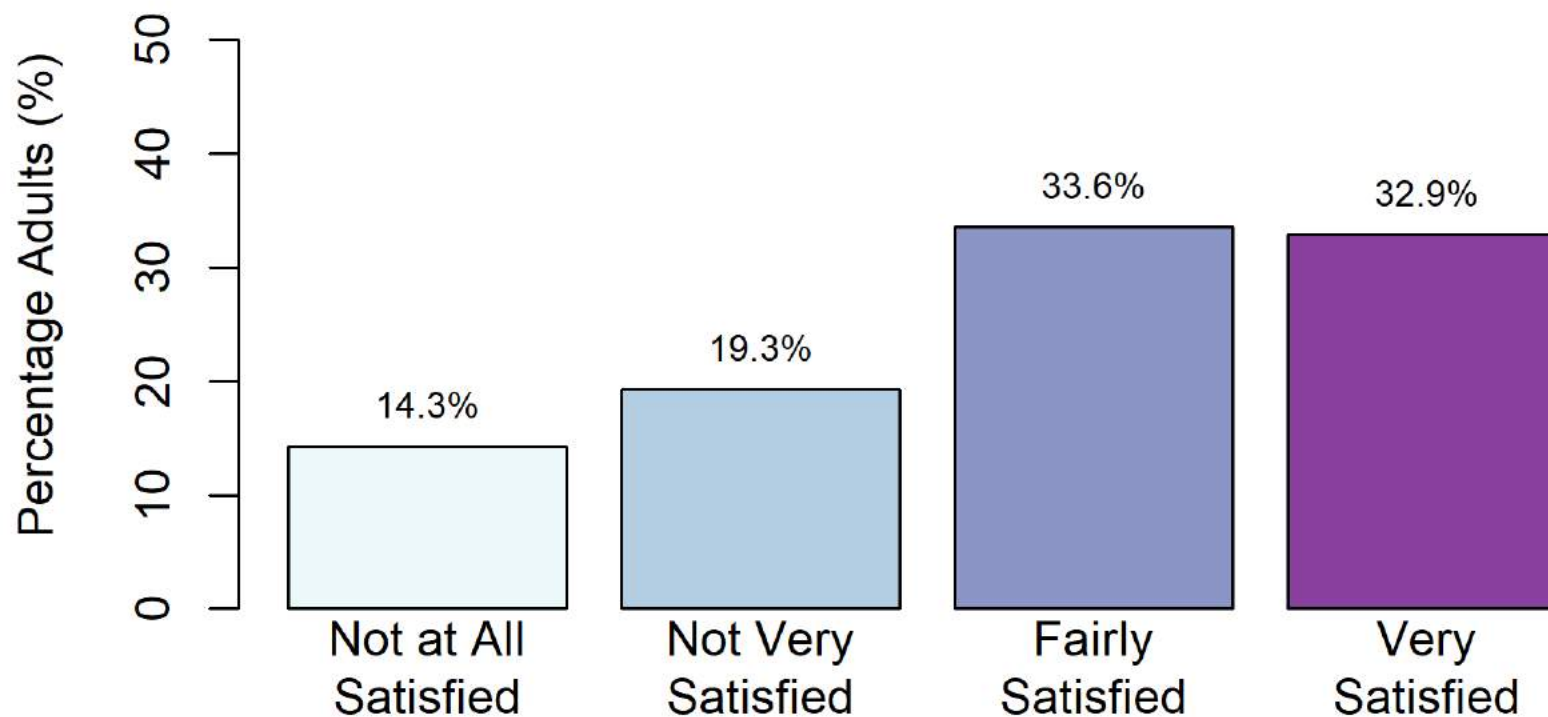
3. ISSUES OF CONCERN TO THE COMMUNITY

- Perceptions of local leadership
- Issues of concern to the community



PERCEPTION OF MUNICIPAL LEADERSHIP

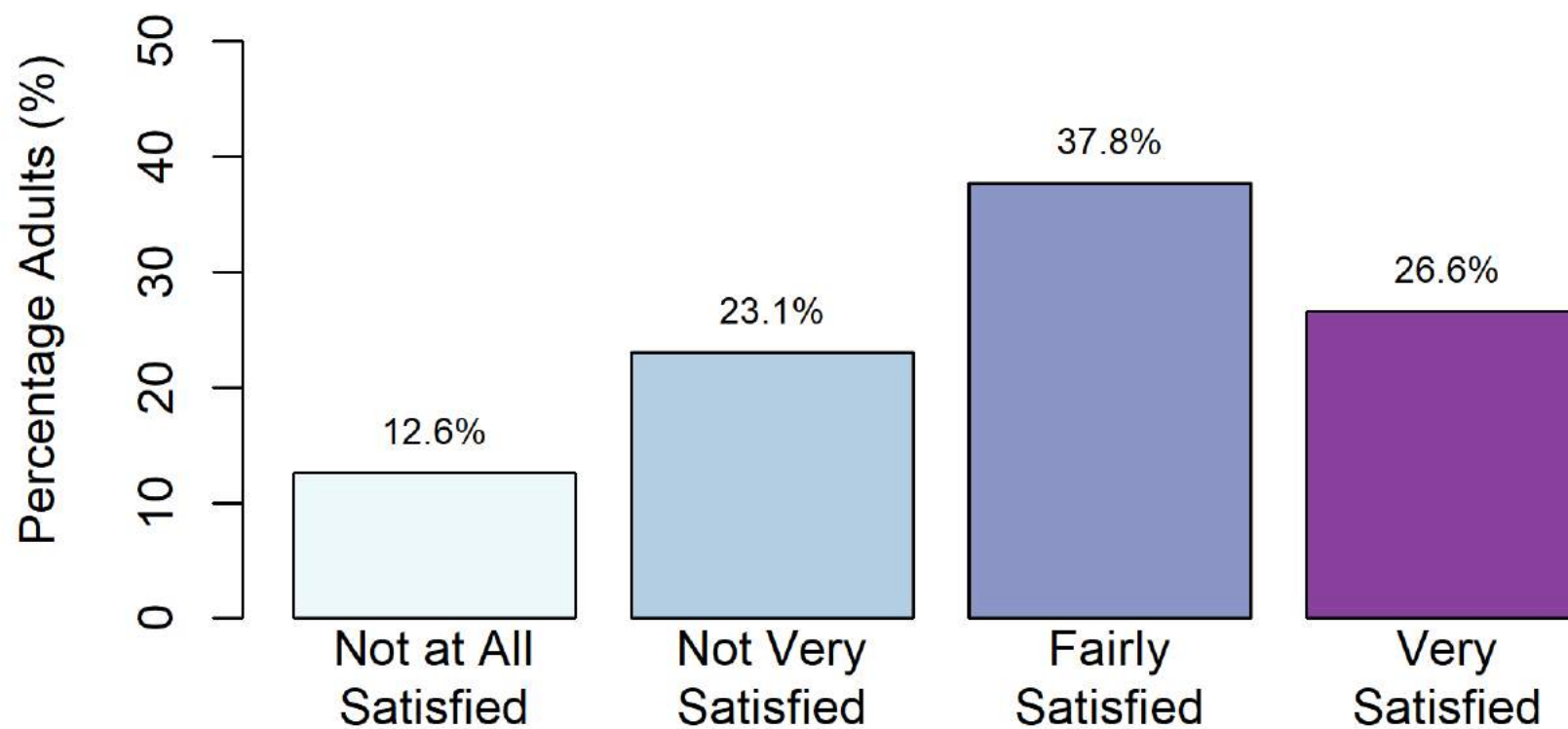
“Overall, how satisfied are you with leadership of the South Akwapim Municipal District?”





PERCEPTION OF TRADITIONAL LEADERSHIP

“How satisfied are you with traditional leadership in Berekuso, overall?”



1.

ISSUES TRADITIONAL AND MUNICIPAL DISTRICT LEADERS SHOULD ADDRESS

“In your opinion, what are the most important problems in Berekuso that traditional and municipal district leaders should address?”

1. More employment and economic development, such as jobs, an organized market, and juice factory for farmers
2. The road
3. Opportunities for the youth, including skills training, employment, and recreation
4. Bring greater peace and unity to the town, resolve land and chieftaincy disputes

2.

ISSUES TRADITIONAL AND MUNICIPAL DISTRICT LEADERS SHOULD ADDRESS

5. **Bring amenities**, including piped water, toilets, electricity connection, playground, and community centre
6. **Improve health facilities**
7. **Better development planning**
8. **Better quality of education** and more support for education

3.

ISSUES TRADITIONAL AND MUNICIPAL DISTRICT LEADERS SHOULD ADDRESS

9. **Better law enforcement** and discipline in the community
10. **Deal with social vices** such as theft, weed smoking, drinking, and teenage pregnancy
11. **Clean up the community**, including more wastebins, larger dump site, more frequent garbage collection, better drainage, and bridges over the gutters
12. **Greater visibility from the MP** and more resources for the municipal assembly



BEREKUSO DISSEMINATION - DECEMBER 2022

